

Friday 10th July

Hello again Year 5,

How are you? We hope that you and your families are all keeping well and enjoying this time together.

Here is your learning for this week. In Maths we are looking at angles, with a number puzzle squeezed in on Friday. This is our last week on the 'Doors unit' so we hope that you will be really excited to be writing your story using all of the learning so far. PSHE is focusing on keeping our minds healthy using mindfulness and there are a few other fun activities hidden throughout the week too!

If you have some spare time or want to do some extra learning, you could visit <https://www.bbc.co.uk/bitesize> or <https://www.thenational.academy/online-classroom> where there are lots of lessons and activities to choose from.

As always, try to read for at least 20 minutes a day and take 'Accelerated Reader' quizzes from home by using this link [Howley Grange Renaissance at home](#) and logging on as usual using your username and password. To check that the book you are reading has a quiz, you can check it using on [Accelerated Reader Bookfinder](#).

Whilst you have been learning from home, you have been able to access free books online using **myON** which is linked to our 'Accelerated Reader' scheme. These books can still be accessed for free but you will now need our school login details to do this. After reading a book, you can then click on the 'Take AR Quiz' option and login to your account using your usual 'Accelerated Reader' username and password.

Our **myON** login details are:

Go to myon.co.uk and enter:

- **School Name:** Howley Grange Primary School (*type the first few letters and select from the drop-down menu*)
- **Username:** howley136student
- **Password:** read
- Click on the **Sign In** button, select a book, and start reading!

This message has also been sent as a parentmail and there is a pdf attached to that which explains how to choose books using **myON**. If you have any problems with **myON** or questions about 'Accelerated Reader' you can contact Mrs Graham using the school email.

Take care and keep smiling,

Miss Savage, Mrs Montgomery and Mrs Graham

English Activity 5a - Improving your portal story

Well done on completing your portal story 😊.

We hope that the door took you to an amazing adventure.

Now you need to read through your work carefully and find opportunities to correct, edit and improve it.

Use the 'Writing Mats' on slides 3-5 to help you.

Make sure that you share it with as many people as you can at home.

For an extra challenge, you could create a mini story book of your story. There are instructions of how to do this on slide 6. You may need to stick several together, depending on how long your story is!

Writing Mat

Working towards Year 5

Punctuation Power!

A	Capital letters for the start of sentences, names and places.
.	A full stop at the end of a sentence.
!	Exclamation marks for exclamations or surprise.
?	Question marks for questions.
,	Apostrophes for showing something belongs to someone and to mark missing letters in contracted words, e.g. didn't
,	Commas to separate items on a list and to mark fronted adverbials and clauses.

Have you...

- made your verbs and subjects agree? was/were did/done
- written in the correct tense and person?
- written in paragraphs?
- included all the features of the genre?



visit [twinkl.com](https://www.twinkl.com)

Splendid Subordination!

Use these conjunctions to create super complex sentences:

if because as
before after until
unless since when

Can you use subordinate clauses in different places in your sentences?

After Superman arrived, the dangling bus was saved from the cliff top.

Expanded Noun

Phrases: **Get Descriptive!**

a magnificent, sparkling necklace with priceless diamonds

the ferocious, snarling beast inside the cage

the breath-taking, scenic view beyond the valley

Can You Sneak in an Extra Clause?

Use 'which' or 'who' to add extra information! Be careful with your commas!
The Queen, who has reigned for 60 years, has four children.

Hedgehogs eat garden snails, which is important within the food chain.

Marvellous Modals!

Include modal verbs to show possibility:

can/ cannot could/ could not
should/ should not might/ might not
must / must not may/ may not
would/ would not will/ will not
ought/ ought not

Spellings... I need to know many of these:

accident(ally)	consider	grammar	natural	question
actual(ly)	continue	group	naughty	recent
address	decide	guard	notice	regular
although	describe	guide	occasion	reign
answer	different	heard	occasionally	remember
appear	difficult	heart	often	sentence
arrive	disappear	height	opposite	separate
believe	early	history	ordinary	special
bicycle	earth	imagine	particular	straight
breath	eight	increase	peculiar	strange
breathe	eighth	important	perhaps	strength
build	enough	interest	popular	suppose
business	exercise	island	position	surprise
busy	experience	knowledge	possess(ion)	therefore
calendar	experiment	learn	possible	though
caught	extreme	length	potatoes	thought
centre	famous	library	pressure	through
century	favourite	material	probably	various
certain	February	medicine	promise	weight
circle	forward(s)	mention	purpose	woman
complete	fruit	minute	quarter	women

Front it Out!

Use fronted adverbials with a comma to help to link sentences and paragraphs:

Time At that moment, On Saturday, Finally,

Place Over the bridge, Inside the chest, Beyond the clouds,

Frequency Every few weeks, Never before, Occasionally, Often,

Manner/ Behaviour As quick as a flash, Breathing heavily, Waiting anxiously, Without warning, Totally overwhelmed,

Writing Mat - Working towards writers

Use a mixture of simple, compound and complex sentences. Use a thesaurus to up-level your vocabulary choices.

Check for tense, subject/verb agreement, person, paragraphs and genre features!

Marvellous Modals!

Include modal verbs to show possibility:

can could should
might must may
would will ought

(and their negative versions)

Could you pop in an adverb of possibility?

surely possibly
certainly perhaps

Super Suffixes!

-ation preparation sensation
-ous courageous curious serious
-ly gently angrily frantically

Super Subordination!

Use these conjunctions to create super complex sentences:
if because as
before after until
that since when

Front it Out!

Link your sentences and paragraphs:

Time

At that moment, On Saturday,

Finally,

Place

Over the bridge, Inside the chest,

Beyond the clouds,

Frequency

Every few weeks, Never before,

Occasionally, Often,

Manner/ Behaviour

Breathing heavily, Waiting

anxiously, Without warning,

It's All Relative!

Use a 'which', 'who' or 'that' relative clause to add extra information:

The Queen, who has reigned for 60 years, has four children.

Hedgehogs eat garden snails, which is important within the food chain.

The stench was so putrid that it made her eyes water.

Spellings... I need to know most of these:

accommodate	correspond	hindrance	recognise
accompany	criticise	individual	recommend
according	curiosity	interfere	relevant
achieve	definite	interrupt	restaurant
aggressive	desperate	language	rhyme
amateur	determined	leisure	rhythm
ancient	develop	lightning	sacrifice
apparent	dictionary	marvellous	secretary
appreciate	embarrass	mischievous	shoulder
attached	environment	muscle	sincere
available	equipt(-ped)	necessary	sincerely
average	equipment	neighbour	soldier
awkward	especially	nuisance	stomach
bargain	exaggerate	occupy	sufficient
bruise	excellent	occur	suggest
category	existence	opportunity	symbol
committee	explanation	parliament	system
communicate	familiar	physical	temperature
community	foreign	prejudice	thorough
competition	forty	privilege	twelfth
conscience	frequently	profession	variety
conscious	government	programme	vegetable
controversy	guarantee	pronunciation	vehicle
convenience	harass	queue	yacht

Expanded Noun Phrases:

Get Descriptive!
the ferocious, snarling beast
inside the cage
the breath-taking, scenic
view beyond the valley

Punctuation Reminders:

A	Capital letters for sentences, initials and proper nouns.
.	Full stops.
!	Exclamation marks for exclamations or surprise.
?	Question marks.
'	Apostrophes for possession and missing letters and to mark missing letters in contracted words, e.g. didn't.
,	Commas in lists , and to mark parenthesis, fronted adverbials and clauses.
“ ”	Inverted commas for speech. (Don't forget the commas too!)
-	Hyphen to connect words together.
-	Dashes to show longer pauses or parenthesis.
()	Brackets for parenthesis.

Writing Mat

Greater Depth Year 5

Front it Out!

Link your sentences and paragraphs:

Time

At that moment, On Saturday, Finally,

Place

Over the bridge, Inside the chest, Beyond the clouds,

Frequency

Every few weeks, Never before, Occasionally, Often,

Manner/ Behaviour

Breathing heavily, Waiting anxiously, Without warning,

It's All Relative!

Use a relative pronoun to add a relative clause.

who, which, where, when, whose, that

The Queen, who has reigned for 60 years, has four children.
Hedgehogs eat garden snails, which is important within the food chain.

The stench was so putrid that it made her eyes water.
They had ventured deep into the forest where they began to feel uneasy.

Marvellous Modals!

Include modal verbs to show possibility:

can should
might could
would must
 will
 (and their negative versions)

Could you pop in an adverb of possibility?

surely possibly
certainly perhaps

Punctuation Reminders:

A

Capital letters for sentences, initials and proper nouns.

.

Full stops.

!

Exclamation marks for exclamations or surprise.

?

Question marks.

,

Apostrophes for possession and missing letters and to mark missing letters in contracted words, e.g. didn't.

,

Commas in lists , and to mark parenthesis, fronted adverbials and clauses.

“ ”

Inverted commas for speech. (Don't forget the commas too!)

-

Hyphen to connect words together.

-

Dashes to show longer pauses or parenthesis.

()

Brackets for parenthesis.

Splendid Subordination!

Use these conjunctions to create super complex sentences:

if because as
before after until
unless since when

Can you use subordinate clauses in different places in your sentences?

Check for tense, subject/verb

agreement, person, paragraphs and genre features!

Spellings... I need to know all of these:

accommodate	correspond	hindrance	recognise
accompany	criticise	individual	recommend
according	curiosity	interfere	relevant
achieve	definite	interrupt	restaurant
aggressive	desperate	language	rhyme
amateur	determined	leisure	rhythm
ancient	develop	lightning	sacrifice
apparent	dictionary	marvellous	secretary
appreciate	embarrass	mischievous	shoulder
attached	environment	muscle	sincere
available	equip(-ped)	necessary	sincerely
average	equipment	neighbour	soldier
awkward	especially	nuisance	stomach
bargain	exaggerate	occupy	sufficient
bruise	excellent	occur	suggest
category	existence	opportunity	symbol
committee	explanation	parliament	system
communicate	familiar	physical	temperature
community	foreign	prejudice	thorough
competition	forty	privilege	twelfth
conscience	frequently	profession	variety
conscious	government	programme	vegetable
controversy	guarantee	pronunciation	vehicle
convenience	harass	queue	yacht

Super Suffixes!


-ation e.g. preparation **-ous** e.g. courageous
-ly e.g. frantically

Use a mixture of simple, compound and complex sentences. Use a thesaurus to up-level your vocabulary choices.


8 Page Mini Book Template

Use this easy to make A4 mini book to make your own books – great for lapbook type projects or anything you do that you want to present as a book.


1. Start by folding along all the lines on the A4 template. Or use a sheet of paper of your choice and follow the fold pattern. Press each fold down flat with a ruler or your fingernail.



2. Fold the sheet in half widthways and then cut along the dotted line to the centre. Open the paper out and you should see that you have cut along the whole length of the dotted line.



3. Now fold the paper in half lengthways so that you see a diamond shaped hole from above.



4. Push the opposite corners of the diamond shaped hole together to form the pages of your book.



5. Fold and flatten your book. Use any way you wish!

MATHS 10-4-10

1. Put these numbers in order, smallest first.
7.09 7.009 7.91 7.901

2. Write this number in words. 7809

3. David shares his sweets between 5 people. Each person has 6 sweets and there are 2 left over. How many did he start with?

4. What is 99 less than 894?

5. Name the type of triangle: Two sides are the same length and two angles are the same.

6. Which letter is symmetrical?
N B J S L

7. $1 = \frac{567}{?}$

8. Write $\frac{1}{4}$ as a percentage.

9. Kirsty spent £2.45 at the cafe. Which 2 items did she buy?
Tea £1.10
Coffee £1.35
Biscuits 95p

10. Write $\frac{22}{6}$ as a mixed number.

Remember -
ten questions
in ten
minutes.


© Classroom Secrets Limited
2018

If you find one tricky, just move on to the next and come back to any you have missed at the end.

Maths Activity - Identify the Letters

To finish our week of maths we are going to try another number investigation. We would like you to try as much of the activity as you can.

There is a page to support your grown up (*slide 10*) in helping you with the first question and possible strategies to use if they need it.

As always, try your best.

Identify the Letters

In the following addition calculations some of the digits have been covered with letters. The same letter stands for the same digit. Identify which digit each letter stands for.

$$\begin{array}{r}
 54\boxed{A} \\
 + 2\boxed{B}3 \\
 \hline
 \boxed{C}1\boxed{D} \\
 \hline
 \end{array}$$

A =

B =

C =

D =

$$\begin{array}{r}
 \boxed{A}68 \\
 + 23\boxed{B} \\
 \hline
 \boxed{C}0\boxed{C} \\
 \hline
 \end{array}$$

A =

B =

C =

Challenge 1

$$\begin{array}{r}
 835\boxed{A} \\
 + \boxed{A}\boxed{B}2 \\
 \hline
 \boxed{B}14\boxed{B} \\
 \hline
 \end{array}$$

A =

B =

$$\begin{array}{r}
 6 \ 4 \ 5 \ \boxed{A} \\
 + \ \boxed{B} \ 3 \ \boxed{C} \ 2 \\
 \hline
 1 \ 3 \ \boxed{A} \ 5 \ \boxed{D} \\
 \hline
 \end{array}$$

$A =$

$B =$

$C =$

$D =$

Challenge 2

$$\begin{array}{r}
 \boxed{A} \ 7 \ \boxed{B} \ 1 \ 5 \\
 + \ 2 \ \boxed{C} \ 3 \ \boxed{D} \ \boxed{E} \\
 \hline
 7 \ 5 \ \boxed{E} \ 2 \ \boxed{A} \\
 \hline
 \end{array}$$

$A =$

$B =$

$C =$

$D =$

$E =$

$$\begin{array}{r}
 \boxed{A} \ \boxed{B} \ 0 \ \boxed{C} \ 8 \\
 + \ 3 \ \boxed{A} \ 1 \ 9 \ \boxed{B} \\
 \hline
 9 \ 1 \ \boxed{C} \ \boxed{C} \ 4 \\
 \hline
 \end{array}$$

$A =$

$B =$

$C =$

Support for Parents and Carers

Encourage your child to use what we call a trial and improvement method to solve these problems. That means that if their first guess at the digits isn't correct, they don't remove them all, they think about what needs to be changed and how, rather than starting from scratch each time. When your child has solved the problem, ask them how they did it.

When deciding which letter to identify first, encourage your child to think about what they know from the calculation, e.g.

$$\begin{array}{r} 5 \ 4 \ \boxed{A} \\ + 2 \ \boxed{B} \ 3 \\ \hline \boxed{C} \ 1 \ \boxed{D} \end{array}$$

In this calculation we know that 4 tens add the numbers of tens that B is equals 110. This would give 1 ten in the answer and 1 hundred would be 'carried' into the hundreds column.

$$\begin{array}{r} 5 \ 4 \ \boxed{A} \\ + 2 \ \overset{6 \text{ or } 7}{\boxed{B}} \ 3 \\ \hline \boxed{8} \ 1 \ \boxed{D} \\ 1 \end{array}$$

C must therefore be 8 hundreds.

B must be either 6 tens or 7 tens, depending on whether a ten was 'carried' from the ones column.

A and D cannot be 1, 2, 3, 4, 5 or 8 as these digits can already be seen.

$$\begin{array}{r} 5 \ 4 \ 6 \\ + 2 \ 7 \ 3 \\ \hline 8 \ 1 \ 9 \\ 1 \end{array}$$

If we try making B equal to 7 tens, that means the total of the ones column must be less than 10. The only possibilities left are that A is 6 ones and D is 9 ones.

$$\begin{array}{r} 5 \ 4 \ 7 \\ + 2 \ 6 \ 3 \\ \hline 8 \ 1 \ 0 \\ 1 \ 1 \end{array}$$

There is another possible answer.

If we make B equal to 6 tens, that means the total of the ones column must be 10 or more. The only possibilities left are that A is 7 ones and D is 0 ones.

Art - Drawing with everyday objects

Finding Inspiration

Drawing is a great way to get creative and practice skills. You can find inspiration all around you, even in the simplest of things. Why not try drawing around an everyday object to create a scene, animal, person or object?



What's lurking in the drawer that could become a work of art?

Here's some examples for inspiration...



ANSWERS

ANSWERS: 10-4-10

1. Put these numbers in order, smallest first.

7.009 7.09 7.901 7.91

2. Write this number in words. 7809 **seven thousand, eight hundred and nine**

3. David shares his sweets between 5 people. Each person has 6 sweets and there are 2 left over. How many did he start with? **32**

4. What is 99 less than 894? **795**

5. Name the type of triangle: Two sides are the same length and two angles are the same.
isosceles

6. Which letter is symmetrical?

N **B** J S L

7. $1 = \frac{567}{567}$

8. Write $\frac{1}{4}$ as a percentage. **25%**

9. Kirsty spent £2.45 at the cafe. Which 2 items did she buy?

Tea £1.10

Coffee £1.35

Biscuits 95p

10. Write $\frac{22}{6}$ as a mixed number. **$3\frac{4}{6}$ or $3\frac{2}{3}$**

CLASSROOM *Secrets*

© Classroom Secrets Limited
2018

ANSWERS - Identify the Letters

Solution

$$\begin{array}{r} \boxed{A} \ 6 \ 8 \\ + \ 2 \ 3 \ \boxed{B} \\ \hline \boxed{C} \ 0 \ \boxed{C} \\ \hline \end{array}$$

$$A = 4$$

$$B = 9$$

$$C = 7$$

Challenge 1 - Solution

$$\begin{array}{r} 8 \ 3 \ 5 \ \boxed{A} \\ + \ \boxed{A} \ \boxed{B} \ 2 \\ \hline \boxed{B} \ 1 \ 4 \ \boxed{B} \\ \hline \end{array}$$

$$A = 7$$

$$B = 9$$

$$\begin{array}{r} 6 \ 4 \ 5 \ \boxed{A} \\ + \ \boxed{B} \ 3 \ \boxed{C} \ 2 \\ 1 \ 3 \ \boxed{A} \ 5 \ \boxed{D} \\ \hline \end{array}$$

$$A = 8$$

$$B = 7$$

$$C = 9$$

$$D = 0$$

Challenge 2 - Solution

$$\begin{array}{r}
 \boxed{A} \ 7 \ \boxed{B} \ 1 \ 5 \\
 + \ 2 \ \boxed{C} \ 3 \ \boxed{D} \ \boxed{E} \\
 \hline
 7 \ 5 \ \boxed{E} \ 2 \ \boxed{A} \\
 \hline
 \end{array}$$

$$A = 4$$

$$B = 6$$

$$C = 8$$

$$D = 0$$

$$E = 9$$

$$\begin{array}{r}
 \boxed{A} \ \boxed{B} \ 0 \ \boxed{C} \ 8 \\
 + \ 3 \ \boxed{A} \ 1 \ 9 \ \boxed{B} \\
 \hline
 9 \ 1 \ \boxed{C} \ \boxed{C} \ 4 \\
 \hline
 \end{array}$$

$$A = 5$$

$$B = 6$$

$$C = 2$$